

Appendix B:
Permanent Count Station

Monthly Averages A

STATE OF MAINE DEPARTMENT OF TRANSPORTATION
IN COOPERATION WITH
THE FEDERAL HIGHWAY ADMINISTRATION / U.S. DEPT. OF TRANSPORTATION

ANNUAL TRAFFIC REPORT 2012
Oxford - SR 26/121 (MAIN ST) SE/O SR 121 (N JCT)

County: Oxford
Station : 131722041204 ATR 41204

MONTH	AVERAGE WEEKDAY		AVERAGE WEEKEND		AVERAGE DAY		MONTHLY FACTORS
	WEEKDAY VOLUME	PERCENT OF AADT	WEEKEND VOLUME	PERCENT OF AADT	VOLUME	PERCENT OF AADT	
JAN	11404	89.7%	10220	80.3%	11060	87.0%	1.15
FEB	12176	95.7%	10833	85.2%	11805	92.8%	1.08
MAR	11942	93.9%	10772	84.7%	11602	91.2%	1.1
APR	11891	93.5%	9931	78.1%	11303	88.9%	1.13
MAY	12618	99.2%	11664	91.7%	12372	97.3%	1.03
JUNE	14346	112.8%	13194	103.7%	14000	110.1%	0.91
JULY	15506	121.9%	15438	121.4%	15486	121.7%	0.82
AUG	15100	118.7%	14503	114.0%	14946	117.5%	0.85
SEPT	13639	107.2%	12425	97.7%	13234	104.0%	0.96
OCT	13039	102.5%	11836	93.0%	12729	100.1%	1
NOV	12551	98.7%	10851	85.3%	12098	95.1%	1.05
DEC	12330	96.9%	11179	87.9%	11959	94.0%	1.06
AVERAGE FOR YEAR					12720		

ANNUAL AVERAGE DAILY TRAFFIC: 12720

Notes: 1. 06/05/2012 - casino opened
2.

MONTHLY FACTORS											
JAN	FEB	MAR	APR	MAY	JUNE	JULY	AUG	SEPT	OCT	NOV	DEC
1.15	1.08	1.1	1.13	1.03	0.91	0.82	0.85	0.96	1	1.05	1.06

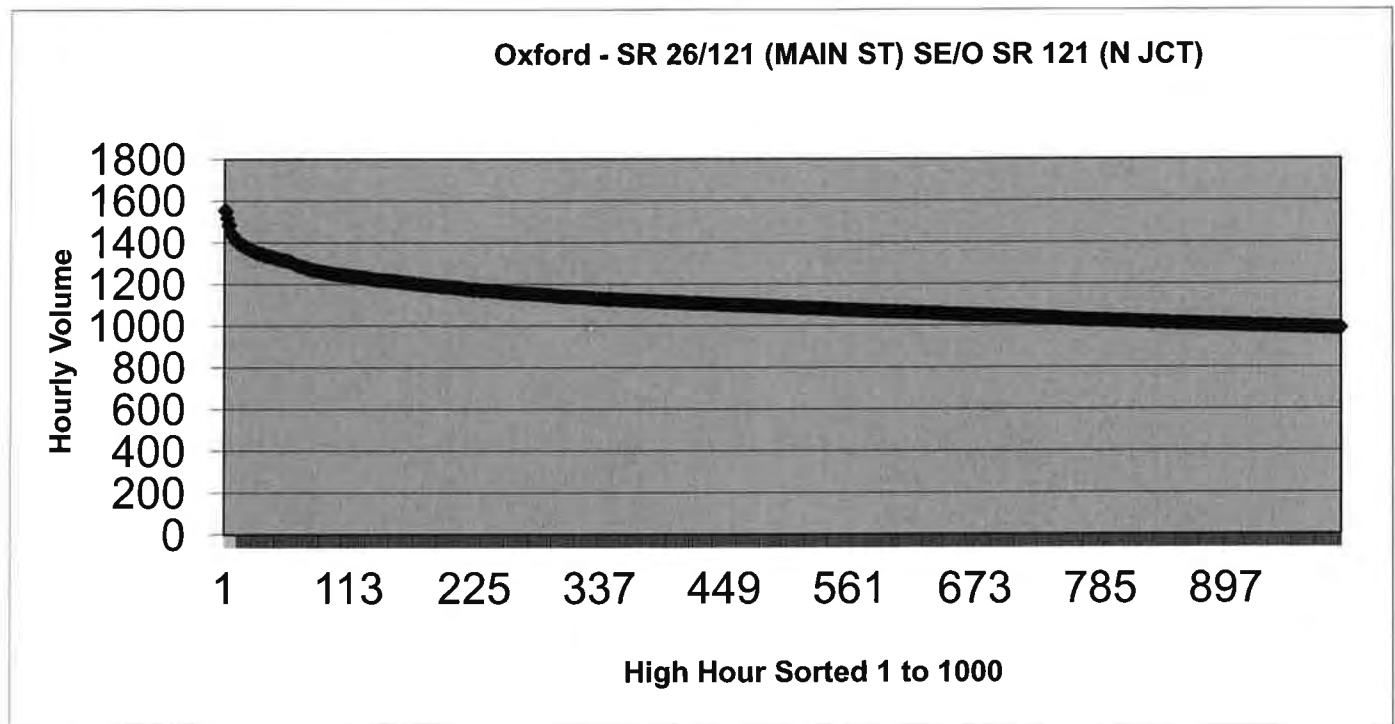
High Hours

Oxford - SR 26/121 (MAIN ST) SE/O SR 121 (N JCT)
ANNUAL TRAFFIC REPORT 2012
HIGH HOURS

County: Oxford
Station : 131722041204

ATR 41204
AADT 12720

Volume	Hour	% of AADT	
1554	1st High Hour	12.2%	7/20/12 5:00 PM
1347	30th High Hour	10.6%	7/20/12 2:00 PM
1247	100th High Hour	9.8%	12/14/12 4:00 PM
1186	200th High Hour	9.3%	11/9/12 4:00 PM
1142	300th High Hour	9.0%	11/21/12 4:00 PM
1113	400th High Hour	8.8%	11/15/12 4:00 PM
1089	500th High Hour	8.6%	10/25/12 4:00 PM
986	1000th High Hour	7.8%	10/26/12 2:00 PM



Notes: 1. 06/05/2012 - casino opened
2.

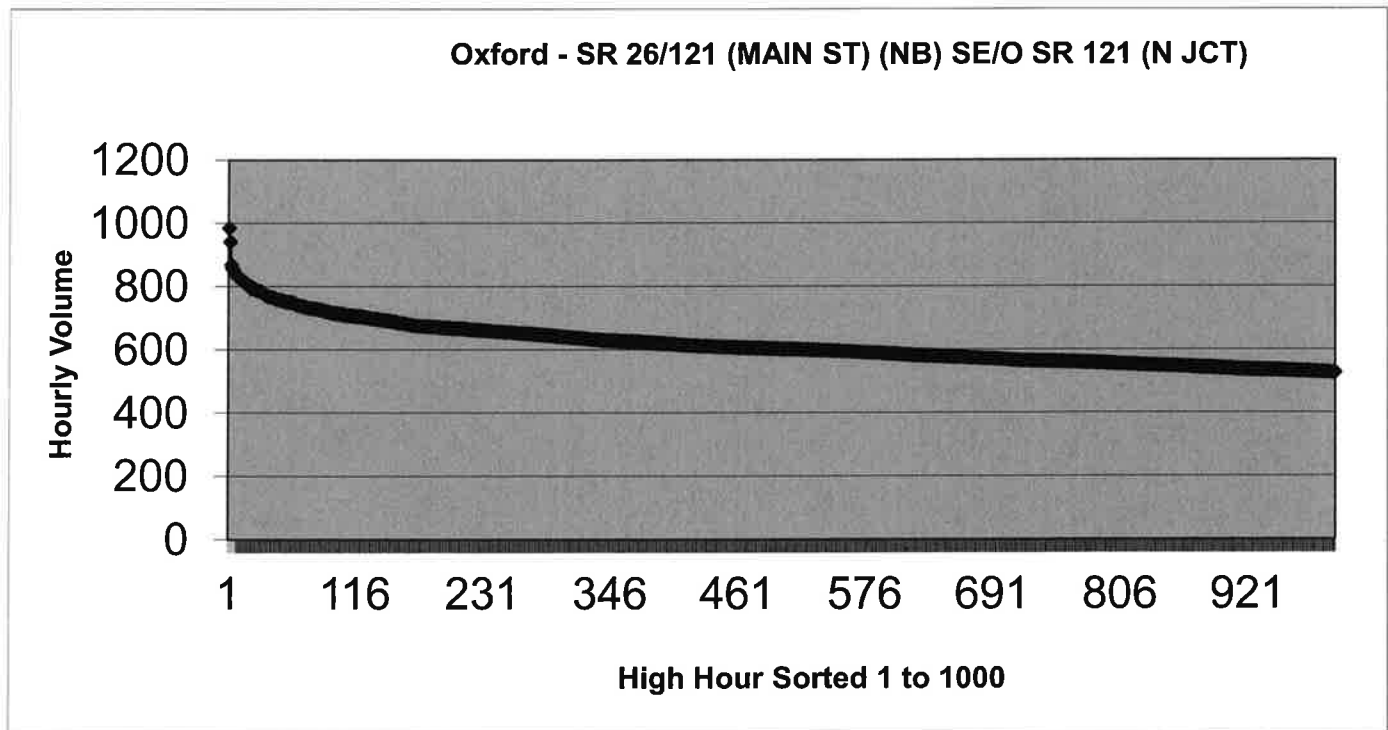
High Hours (1)

Oxford - SR 26/121 (MAIN ST) (NB) SE/O SR 121 (N JCT)
ANNUAL TRAFFIC REPORT 2012
HIGH HOURS

County: Oxford
Station : 131722041204

ATR 41204
AADT 6470

Volume	Hour	% of AADT	
984	1st High Hour	15.2%	7/20/12 5:00 PM
784	30th High Hour	12.1%	7/25/12 4:00 PM
713	100th High Hour	11.0%	10/12/12 4:00 PM
669	200th High Hour	10.3%	10/4/12 4:00 PM
642	300th High Hour	9.9%	11/16/12 5:00 PM
617	400th High Hour	9.5%	6/18/12 5:00 PM
602	500th High Hour	9.3%	9/26/12 3:00 PM
526	1000th High Hour	8.1%	12/29/12 2:00 PM



Notes: 1. 06/05/2012 - casino opened
2.

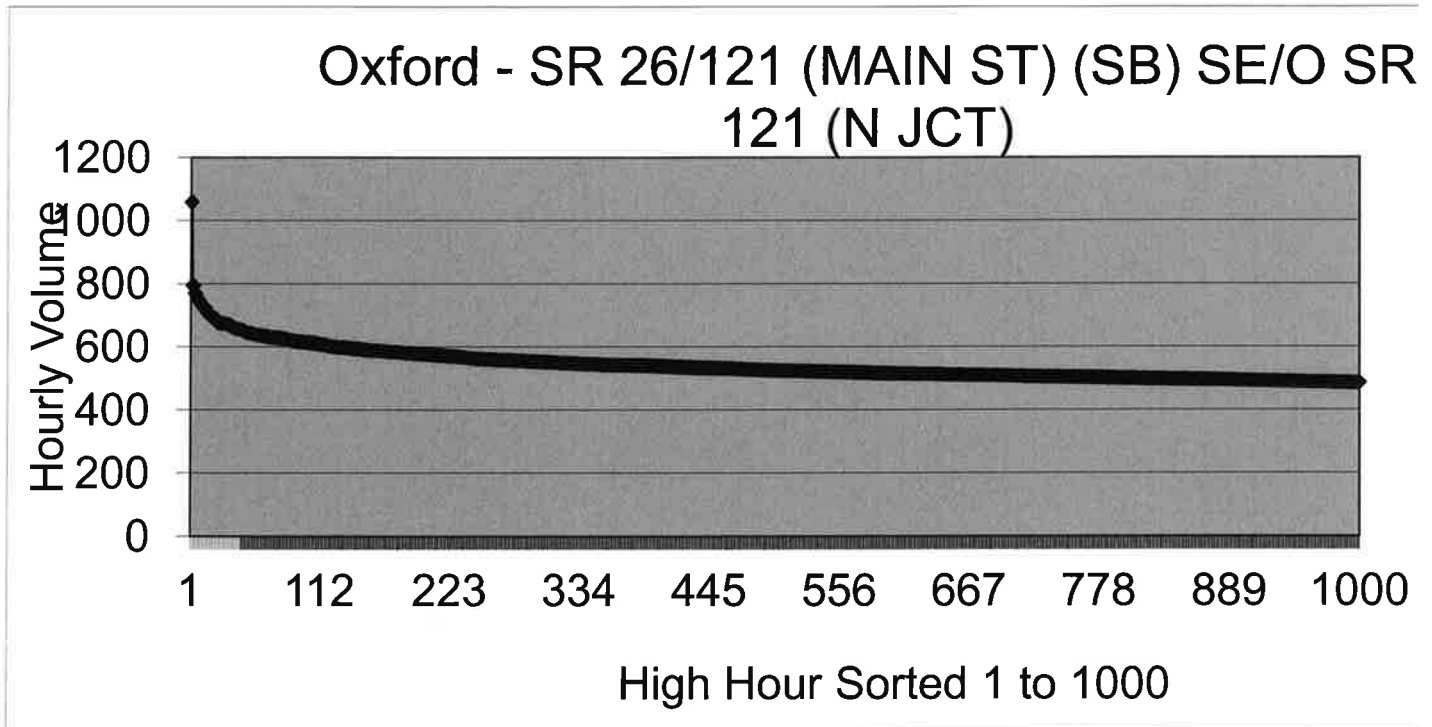
High Hours (2)

Oxford - SR 26/121 (MAIN ST) (SB) SE/O SR 121 (N JCT)
ANNUAL TRAFFIC REPORT 2012
HIGH HOURS

County: Oxford
Station : 131722041204

ATR 41204
AADT 6250

Volume	Hour	% of AADT	
1058	1st High Hour	16.9%	7/22/12 8:00 PM
673	30th High Hour	10.8%	8/5/12 2:00 PM
614	100th High Hour	9.8%	12/16/12 3:00 PM
577	200th High Hour	9.2%	12/11/12 7:00 AM
553	300th High Hour	8.8%	10/7/12 3:00 PM
539	400th High Hour	8.6%	10/14/12 11:00 AM
525	500th High Hour	8.4%	10/12/12 3:00 PM
486	1000th High Hour	7.8%	10/19/12 5:00 PM



Notes: 1. 06/05/2012 - casino opened
2.